

Song & Games Book

Session 3 | July 7-14, 2024

If lost, please return to me. I miss it.

Name

Table of Contents

Songs.....	3
Games.....	21
Woodsey Bling.....	26
Riddles.....	28
Camp Jams.....	31
Notes.....	34
Notes.....	35

Songs

Aardvark

It starts with an “A,”
aardvark, aardvark.
And ends with a “K,”
aardvark, aardvark.
Not easy to say,
aardvark, aardvark.
But try anyway,
aardvark, aardvark.
Eats ants everyday,
aardvark, aardvark
At work and at play,
aardvark, aardvark.
You spell it this way,
with an A—A-R-D—V-A—R-K,
Aardvark!

Albania

Albania, Albania.
It borders on the Adriatic,
Adriatic!
And it’s mostly mountainous,
and it’s chief export is chrome,
is chrome!

An Austrian

Oh an Austrian went yodeling
on a mountain so high,
when along came a (1) cuckoo bird,
interrupting his cry.

(Chorus)

Ohh, lah, dee,
O d’lah kee kee,
O d’lah (1) coo coo.
(insert other sounds after)
O d’lah kee kee,
O d’lah (1) coo coo.
(insert other sounds after)
O d’lah kee kee,
O d’lah (1) coo coo.

(insert other sounds after)

O d’lah kee kee la-lo!

- (2) Grizzly bear/Grr!
- (3) Saint Bernard/Ruff!
- (4) Road Runner/MeeMee!
- (5) Make up your own!

Baby Shark

Baby shark, do do do do do do, (x3)
Baby shark!

Repeat, replacing “baby shark” with:

- (2) Mama shark
- (3) Papa shark
- (4) Grandpa shark
- (5) Going swimming
- (6) Shark is hungry
- (7) Swimming faster
- (8) Lost an arm
- (9) 911
- (10) Shark is happy

Banana Split

Bananas unite.
Bananas split.
Pick bananas.
Pick, pick bananas.
Peel bananas.
Peel, peel bananas.
Eat bananas.
Eat, eat bananas.
Digest bananas.
Digest, digest bananas.
Go bananas, Go go bananas.
Go bananas, Go go bananas.
Go bananas, Go go bananas!

Bazooka-zooka Bubblegum

My mom gave me a penny
She said go buy some Denny's
But I don't want no Denny's
Instead, I bought some bubblegum
Bazooka-zooka Bubblegum!

Repeat, replacing "penny" and "Denny's" with:

- (2) Nickel, pickle
- (3) Dime, lime
- (4) Quarter, water
- (5) Dollar, collar

Last verse:

My mom gave me a five
She said go stay alive
But I didn't stay alive
Instead I choked on bubblegum
Bazooka-zooka Bubblegum!

The Beaver Song

Beavers one, beavers all,
Let's all do the beaver call!

Chorus:

Phfft, phfft, phfft.
Phfft, phfft, phfft.
Phfft, phfft, phfft, phfft, phfft, phfft!

Beavers two, beavers three,
let's all eat a beaver tree!

(Chorus)

Beavers four, beavers five,
let's all do the beaver jive!

(Chorus)

Beavers six, beavers seven,
let's all go to beaver heaven!

(Chorus)

Beavers eight, beavers nine,
let's all drink some beaver wine!

(Chorus)

Beavers ten, beavers ten,
let's be beavers once again!

Beetles and the Bedbugs

I woke up Sunday morning,
I looked up on the wall,
the beetles and the bedbugs,
were playing a game of ball.
The score was six to nothing,
the beetles were ahead,
the bedbugs hit a home run,
and knocked me out of bed.

Chorus:

I'm singing, eenie meenie and a,
mynie moe moe moe moe.
Catch a whipper whopper,
by his toe toe toe toe.
If he hollers hollers,
let him go go go go.
Eenie meenie and a, mynie moe!

I went downstairs for breakfast,
I ordered ham and eggs.
I ate so many eggs that,
the ham rolled down my legs.

(Chorus)

My mother is a bad guy,
my father is a spy.
And if you don't believe me,
Just ask the FBI.

(Chorus)

Bear in Tennis Shoes

*Repeat each line after leader,
then entire verse in unison.*

The other day
I met a bear
In a tennis shoes
A fancy pair

He looked at me
I looked at him
He sized up me
I sized up him

He said to me
“Why don’t you run?”
“Cause I see
you got no gun”

And so I ran
Away from there
But right behind
Me was that bear

Ahead of me
I saw a tree
A lovely tree
Oh gracious me!
The lowest branch
Was ten feet up
I’d have to jump
And trust my luck

And so I jumped
Into the air
But I missed that branch
Away up there

Now don’t you fret
And don’t you frown
‘Cause I caught that branch
On my way down

The moral is
No shocking news:

Don’t talk to bears
In tennis shoes

That’s all there is,
There ain’t no more
Unless I meet
That bear once more

Biffy Hole

Repeat, going a little faster each time.

Swimming, swimming,
in the biffy hole.
When days are hot,
and nights are cold,
in the biffy hole!
Back stroke, side stroke,
fancy diving too.
Oh don’t you wish you never had
anything else to do but...

Black Socks

Black socks, they never get dirty,
the longer you wear them,
the blacker they get.
Someday, I think I will wash them,
but something keeps telling me
don’t do it yet,
...not yet,
...not yet,
...not yet!

Brush Your Teeth

Repeat with new rhymes

When you wake up in the morning
at a quarter to one,
and you feel like having some fun,
you brush your teeth,
sh, sh, sh, sh, sh, sh.
You brush your teeth,
sh, sh, sh, sh, sh, sh.

Bo Diddily Bop

Chorus:

Hey, hey, bo diddily bop,
I gotta get back to my crop.

(1) With this pizza in my hand,
I'm gonna be a pizza man.
Pizza man, pizza man.

(2) With these Froot Loops in my hand,
I'm gonna be like Toucan Sam.
Toucan Sam, pizza man.

(3) Basketball in my hand,
I'm gonna be like Michael Jordan.
Michael Jordan, Toucan Sam, pizza man.

(4) Nunchucks in my hand,
I'm gonna be like Jackie Chan.
Jackie Chan, Michael Jordan,
Toucan Sam, pizza man.

(5) White Glove on my hand,
I'm gonna be like Michael Jackson.

(6) Tofu in my hand,
I'm gonna be a vegetarian.

(7) Peace sign in my hand,
I'm gonna be a humanitarian.

(8) Puppy in my hand,
I'm gonna be a veterinarian.

(9) The ocean in my hand
I'm gonna be the beach and sand.

Boom Chic – A – Boom

Chorus:

I said a boom chica – boom!
I said a boom chica – boom!
I said a boom chica – rocka,
chica-rocka-chica-boom!
Uh huh, oh Yeah!

One more time _____ style!

Parents style:

I said a go to your room
I said a go to your room
I said a go to your room
And you're grounded till June!

Race car style:

I said a vroom chica vroom
I said a vroom chica vroom
I said a vroom chica beep beep
Chica beep beep chica vroom!

Taco Bell style:

I said a bean chica bean
I said a bean chica bean
I said a bean enchilada
And a nacho supreme!

Cleaning style:

I said a broom chica broom
I said a broom chica broom
I said a broom chica sweep sweep
Chica sweep sweep chica broom!

The end:

I said a boom chica boom
I said a boom chica boom
I said a boom chica rocka
Chica rocka chica boom!
Uh huh, oh yeah!
My friends, this is, the end!

Dinosaur Trees

Dinosaur trees,
Dinosaur trees,
Look at the dinosaurs climbing the trees.
But wait!
They can't climb the trees cause their
arms are too small,
like this!
Look at the dinosaurs fall, yeah!

Bumble Bee

I caught myself a baby bumble bee.
Won't my mommy be so proud of me?
I caught myself a baby bumble bee.
Ouch! It stung me!

I'm squishing up my baby bumble bee.
Won't my mommy be so proud of me?
I'm squishing up my baby bumble bee.
Ewww! What a mess!

I'm licking up my baby bumble bee.
Won't my mommy be so proud of me?
I'm licking up my baby bumble bee.
Oohhh! I feel sick!

I'm barfing up my baby bumble bee.
Won't my mommy be so proud of me?
I'm barfing up my baby bumble bee.
Ewwwww! What a mess!!

I'm sweeping up my baby bumble bee.
Won't my mommy be so proud of me?
I'm sweeping up my baby bumble bee.
No more baby bumble bee!

Burrito Song

Hey, burrito!
Oh yeah burrito yeah!
Hey, burrito!
Oh yeah burrito yeah!

Taco Bell, Taco Bell!
Cheese on chicken, cheese on chicken!
Free refills, free refills!
Guacamole and a cinnamon twist!

Hey burrito!
Oh yeah burrito yeah!
Hey burrito!
Oh yeah burrito yeah!

Chili, Chili, Baby!

Call-out song

Everyone
Chili, chili, baby,
Chili, chili, baby,
hey (*name*), do that thing!

Individual: I can't!

Everyone: Why not?

Individual: I just can't!

Everyone: Why not?

Individual

Because my back hurts
and my shirt's too tight,
and my booty shakes
from the left to the right,
from the left,
to the right
from the left,
to the right.

Chugga Chugga Street

Call-out song

Hey there (*name*) you're a real cool cat.
You got a lotta THIS,
and a lotta THAT!

We all think you're pretty neat,
so come on down to the Chugga Chugga
Street.

Hands Up! Chugga chugga, chugga
chugga.

Hands down! Chugga chugga, chugga
chugga.

Hands side! Chugga chugga, chugga
chugga.

Hands side! Chugga chugga, chugga
chugga.

(call out next person)

Desperado

Chorus:

There was a big bold man who was a
(clap) desperado.
From Cripple Creek way down in
Colorado,
and he horsed around just like a big
tornado,
and everywhere he gave his
ROAAAR-whooh!

There was a desperado from the wild and
woolly west.
He wore a big sombrero and two guns
across his chest.
He rode down to Chicago just to give the
west a rest.
And everywhere he went he gave his
ROAAAR-whooh!

(Chorus)

One day the desperado was a walking
down the street,
when he chanced upon a policeman
who was walking next to he.
He grabbed him by the collar
and he grabbed him by the seat,
and he threw him where he couldn't give
his ROAAAR-whooh!

Donkey Ridin'

Chorus:

Hey ho, where do you go?
Donkey riding, donkey riding
Hey Ho, where do you go?
Riding on a donkey!

Have you ever been to the sea?
Swimming with the manatee
Hurry- Shark is after me!

Riding on a donkey!
(Chorus)

Have you ever been to Egypt?
Reading hieroglyphics script
See the mummy in the crypt!
Riding on a donkey!
(Chorus)

Have you ever been to camp?
Man, this place is dark and damp
Up and down the trails we tramp!
Riding on a donkey!
(Chorus)

Have you ever been to the moon?
Hop on a rocket, I'll see you soon!
Jump the craters, jump the dunes!
Riding on a donkey!
(Chorus)

Donut Song

Well I walked around the corner
and I walked around the block,
and I walked right in to a donut shop.
And I scooped up a donut right out of the
grease,
and I handed the baker a 5 cent piece.

Well he looked at the nickel
and he looked at me,
and he said this nickel is no good, you see.
There's a hole in the middle,
I can see right through.
So I said "There's a hole in your donut
too!"
Thanks for the do-nut, SO LONG!

Do Your Ears Hang Low?

Do your ears hang low?
Do they wobble to and fro?
Can you tie them in a knot?
Can you tie them in a bow?
Can you throw them over your shoulder,
like a Continental soldier?
Do your ears hang low?

Do your ears hang high?
Do they reach up to the sky?
Are they curly when they're wet?
Are they frizzy when they're dry?
Can you semaphore your neighbor
with a minimum of labor?
Do your ears hang high?

Do your ears flip flop?
Can you use them as a mop?
Are they rounded at the bottom?
Are they pointed at the top?
Can you use them as a swatter?
Can you use them as a blotter?
Do your ears flip-flop?

Dynamite

Call-out song. Substitute pronouns as appropriate.

They're (*name*)!
Don't mess with (*name*)!
Cuz when you mess with (*name*),
They goe
tick-tick-tick-tick-tick-tick-tick
BOOM! (*name*)!
BOOM BOOM! (*name*)!
Hold up, wait a minute! (*name*) is all up in
it!

Dynamite (Team)

Our team is what? DYNAMITE!
Our team is what? DYNAMITE!
Our team is
tick-tick-tick-tick-tick-tick-tick
BOOM! DYNAMITE!

Your team is what? DYNAMITE!
Your team is what? DYNAMITE!
Your team is
tick-tick-tick-tick-tick-tick-tick-tick
SHH! YEAH RIGHT.

Flea

Use to quiet down a group
Flea!
Flea, fly!
Flea, fly, mosquito!
Cockroaches!
Calamine, calamine, calamine lotion.
Oh, no more calamine lotion
Itchy, itchy, scratchy, scratchy,
oooh I got one on my backy!
Eeek! Goes the bug
when you spray him with the bug spray.
Shhhhhh!

Good Morning Song

Way up in the sky,
the little birds fly.
Way down in the nest,
the little birds rest

With a wing on the left,
and a wing on the right,
the little birds sleep,
all through the night.
SHHH! THEY'RE SLEEPING!

The bright sun comes up.
The dew falls away.
"Good morning, good morning,"
the little birds say!

Great Big Moose

There was a great big moose.
He liked to drink a lot of juice.
There was a great big moose.
He liked to drink a lot of juice.

Chorus:

Sayin' waaay oh,
way oh, (x4)
Waaay oh,
way oh, (x4)

The moose's name was Fred.
He liked to drink his juice in bed.
The moose's name was Fred.
He liked to drink his juice in bed.
(Chorus)

He drank his juice with care,
but he spilt it everywhere.
He drank his juice with care,
but he spilt it everywhere.
(Chorus)

Now he's a sticky moose,
all covered up with juice.
Now he's a sticky moose,
All covered up with juice.
(Chorus)

Greasy Grimy Gopher Guts

Great big gobs of
greasy grimy gopher guts,
jubilated monkey's meat,
concentrated birdie's feet.
A great big jar of
all-purpose porpoise pus,
and me without a spoon!

Have You Ever Gone Fishing

Have you ever gone fishing on a hot
summer day,
with the little fishies swimming up and
down the bay,

with your hands in your pockets,
and your pockets in your pants,
while the little fishies do the hoochie
coochie dance?
Doo-doo, doo-doo, doo-doo, doo-doo!
Doo-doo, doo-doo, doo-doo, doo-doo!
With your hands in your pockets,
and your pockets in your pants,
while the little fishies do the hoochie
coochie dance!

Hermie the Worm

Sittin' on the fencepost,
chewin' my bubble-gum (*chew loudly x4*)
playin' with my yo-yo, whoo, whoo!
when along came Hermie the worm.
He was thiiiiis big.
I said, "Hermie, what happened?"
"I (1) ate breakfast"

Repeat, substituting "ate breakfast" for:

- (2) ...ate lunch
- (3) ...ate dinner
- (4) ...ate dessert
- (5) ...burped

Hidey Ho

Call-out song. Substitute pronouns as appropriate.
Hidey hidey hidey ho.
What do you say and what do you know?
Got my backpack and boogie,
and I got it on time.

Gonna pick it on up,
and pass it all around.
To my good friend (*name*),
they can do it all the time.

How Funky Is Your Chicken?

Call -and-response song

Call: How funky is your chicken?

Response: It's funky! It's funky!

C: How loose is your goose?

R: It's loose! It's loose!

C: So come on all you turkeys!

R: Say what? Say what?

C: And shake your caboose!

R: It's shaking! It's shaking!

Everyone:

To the left, bump-bump-bump.

To the right, bump-bump-bump.

All around, bump-bump-bump.

Downtown, bump-bump-bump!

Horse Fish Song

With horse fish antlers out!

I'm a little horse fish watch me go pppbth!

I'm a little horse fish watch me go pppbth!

I'm part horse, and I'm part fish...

Would you like to give me a kiss?

I'm a little horse fish watch me go pppbth!

Humpty Dumpty Rap

Chorus:

Humpty dump, hump humpty dumpty
dumpty. (x2)

Humpty Dumpty sat on a wall.

Humpty Dumpty had a great fall.

All the king's horses and all the king's men
said,

"Ooh! Ain't that funky now?"

(Chorus)

Little Miss Muffet sat on her tuffet,
eating her curds and whey.

When along came a spider and sat down
beside her,

she said,

"Ooh! Ain't that funky now?"

(Chorus)

Jack be nimble, Jack be quick,

Jack jumped over the candlestick!

(Pause)

"Ooh! Ain't that funky now?"

I Love the Mountains

I love the mountains,

I love the rolling hills.

I love the flowers,

I love the daffodils.

I love the campfire *(clap)*,

When the lights go out!

Boom dee ah da (x4)

Icky La Boom Ba

Icky la boom ba,

Icky la picky wicky.

Affa la taffa waffa,

Uka tee aaah.

Eight clap:

Aaaaaaaaaaaaa,

One, two, three, four,

five, six, seven, eight. *(clap on each word)*

U *(clap x3)*

C *(clap x3)*

L *(clap x3)*

A *(clap x3)*

U- C- L- A- U- ni- Camp!

If You're Happy and You Know It

If you're happy and you know it clap your
hands! *(clap x2)*

If you're happy and you know it clap your
hands! *(clap x2)*

If you're happy and you know it, and you
really want to show it,

If you're happy and you know it, clap your
hands! *(clap x2)*

*Repeat, substituting "clap your hands" and
claps for:*

(1) ...stomp your feet! *(stomp x2)*

(2) ...say "Hooray!" *(shout "Hooray!")*

(3) ...do all three! *(clap x2, stomp x2, shout
"Hooray")*

I'm Alive, Alert, Awake!

I'm alive, alert, awake, enthusiastic!
I'm alive, alert, awake, enthusiastic!
I'm alive, alert, awake,
I'm awake, alert, alive,
I'm alive, alert, awake, enthusiastic!

Jelly Bean

My dog (1) Jelly likes to roam.
One day Jelly left his home.
He came back all nice and clean.
Where oh where has Jelly been?
Jelly Bean! Jelly Bean!
Where oh where has Jelly been?
Jelly Bean! Jelly Bean!
Where oh where has Jelly been?

Repeat, substituting "Jelly" for:

- (2) Coffee
- (3) Pinto
- (4) Chili
- (5) Jumping
- (6) Human

Jigalo

Call-out song. Substitute pronouns as appropriate.

Everyone: Hey (*name*)!

Individual: Hey what?

E: Are you ready?

I: For what?

E: To jig!

I: Jig what?

E: Alo! Ready, go!

I: My hands up high, my feet are low,
and this is how I jigalo!

Jig-a-lo, jig-jig-a-lo!

Jig-a-lo, jig-jig-a-lo!

E: Their hands up high, their feet down low,
and this is how they jigalo!

Jig-a-lo, jig-jig-a-lo!

Jig-a-lo, jig-jig-a-lo!

Longer version of chorus:

My back is aching my belt's too tight,
my hips are shaking from the left to the
right!

From the left! To the right!

From the left to the right to the left!

I turn around I touch the ground,

I get back up and do the brown!

My hands are high my feet are low,
and this is how I jigalo!

Little Bunny Fu Fu

Little Bunny Fu Fu,
hopping through the forest,
scooping up the field mice,
and bopping them on the head.
Down came the good fairy and she said,

Repeat for days 3, 2, and 1:

"Little Bunny Fu Fu, I don't want to see you,
scooping up the field mice,
and bopping them on the head.

I'll give you (three chances / two changes /
one more chance),
and then I'll turn you into a goon."

The next day...

Last day:

"I gave you three chances and now I'm,
going to turn you into a goon."

Poof!

The moral of this story is:

Hare today, goon tomorrow.

Leilani Song

Call-out song. Substitute pronouns as appropriate.

Everyone:

Their name is (*name*),

from (*name*) City,

and when they shake they boom-boom,
They have no pity.

They shake it high, high.

They shake it low, low.

But for now they say,

Individual: "Go (another name), go!"
(Repeat)

Little Green Frog

“Mm-ah,” went the little green frog one day,
“mm-ah,” went the little green frog.
“Mm-ah,” went the little green frog one day,
and the little green frog went:
“mm-ah mm-ah mm-ah-ah.”

All the other frogs went:
“frog-oh-dee-oh-deeoh.” (x3)
All the other frogs went:
“frog-oh-dee-oh-deeoh,”
and the little green frog went:
“mm-ah mm-ah mm-ah-ah.”
“Beep-beep,” went the big Mack truck one day,
“squish-squish,” went the little green frog.
His eyes didn’t go “mm-ah,” anymore,
cause he got eaten up by a dog:
“woof-woof!”

Little Red Caboose

Little red caboose, chug, chug, chug.
Little red caboose, chug, chug, chug.
Little red caboose,
behind the train, train, train, train.
Smokestack on my back, back, back, back.
Comin’ around the track, track, track, track.
Little red caboose behind the train.
Woo-woo!
Little Red Wagon
Call-and-response in two teams
You can’t ride in my little red wagon!
Front seat’s broken and the axle’s draggin’!
Chugga, chugga, chugga-chugga-chugga.
Chugga, chugga, chugga-chugga-chugga.
(Second, third, ..., last) verse same as the first,
a whole lot louder and a whole lot worse!

Live Oak

Chorus:
Live oak, live oak. (ch, ch)
Oooo baby, let your xylem flow. (uh!)

Yeah, yeah, yeah, ya, ya!
Live oak, live oak. (ch, ch)
Oooo baby, let your xylem flow. (uh!)
Yeah, yeah, yeah, ya, ya!

Gray squirrel told me just the other day,
found an acorn and he ran away.
Dug a hole and he stuck it in the sand,
now tall trees grow across the land.
(*Chorus*)

A live oak’s roots grow way down low,
where water and nutrients begin to flow.
They raise their branches and they wave to the sun,
now photosynthesis has begun.
(*Chorus*)

The live oak’s leaves will prick your skin.
Touch them once, you won’t touch them again.
The oak woodland is their favorite home,
so pay them a visit in their own life zone.
(*Chorus*)

Llama Song

Happy llama, sad llama,
totally rad llama.
Super llama, lover llama,
Big fat mama llama.
Moose, dead, CPR. (*blow, blow*)
Baby llama, mobster llama,
really really lazy llama.
Rocker llama,
don’t forget Barack O-llama.
Fish, fish, more fish!
Turtle, hawk, unicorn, peacock!

Mermaid

Mermaid!

Bathing on a rock, bathing on a rock.

Getting' real tan, real tan.

Mermaid!

Swimming in the sea, swimming in the sea.

Like a dolphin, a dolphin.

Mermaid!

Hanging with the fish, hanging with the fish.

Like a cool kid, a cool kid.

Yeah!

Mother Goose

Mother Goose, Mother Goose,

Mother Goose and her six ducklings!

They never laughed, they never cried!

All they did was go like this:

(1) Right wing!

(2) Left wing!

(3) Right foot!

(4) Left foot

(5) Bob your head!

(6) Shake your butt!

(7) Bite your tongue!

Repeat, adding on one verse/motion each time

On Top of Spaghetti

On top of spaghetti,

all covered with cheese,

I lost my poor meatball,

when somebody sneezed.

It rolled off the table,

and onto the floor,

and then my poor meatball,

rolled out of the door.

It rolled out to the garden,

and under a bush,

and then my poor meatball,

was nothing but mush.

My Name is O

Hi,

my name is O,

and I work in a button factory.

I've got a wife, uh huh

two kids, both boys,

and I spend all my time pushing buttons.

One day,

my boss came up to me and said,

"are you busy O?"

I said, "no, Joe."

He said push this button with your (1) right hand.

Repeat, substituting "right hand" and adding motions for:

(2) left hand (3) right foot

(4) left foot (5) head

(6) tongue

While doing all motions simultaneously:

Hi,

my name is O,

and I work in a button factory.

I've got a wife, uh huh

two kids, both boys,

and I spend all my time pushing buttons.

One day,

my boss came up to me and said,

"are you busy O?"

I said "YES!"

NA NA-NA NA-NA

Chorus:

Na na-na na-na,
Na na-na na-na na.
Na na-na-na-na-na-na,
Na na-na-na-na-na.

(1) From east to west,
UniCamp is the best.
I said, From east to west,
UniCamp is the best.
(*Chorus*)

Repeat verse with:

(2) From coast to coast / UniCamp rocks the most
(3) From tree to tree / UniCamp's the place for me
(4) From shower to pool / UniCamp is mighty cool
(5) From Evan to Brown / UniCamp are getting' down
(6) From biffy to biffy / UniCamp is mighty spiffy
(7) From city to city / UniCamp is looking pretty

Old Crow Song

Oh an old crow flew into a country store,
And he ppbbth on the counter,
And he ppbbth on the floor,
And he ppbbth in the coffee,
And he ppbbth in the tea,
And if I hadn't moved he woulda ppbbth on me.
Dum-da-da-dum-dum
PPBBBTH-PPBBBTH!

Oh Lei Lei

Oh!
Oh lei lei!
Oh lei lei tiki tonga!
Oh massa massa massa!
Oh alou ay alou ay alou ah!
(*Repeat: big, tiny, really big, HUGE*)

Peanut Butter

Chorus:

Peanut, peanut butter and jelly! (x2)

First you take the peanuts
and you crunch 'em, you crunch 'em
(*Chorus*)

Then you take the grapes and
You stomp 'em, you stomp 'em
(*Chorus*)

Then you take the bread and
you spread it, you spread it
(*Chorus*)

Then you take the sandwich and
you chomp it (*as with a mouth full of peanut butter*)
(*Chorus*)

Pine Cone

Pine cone pine cone, pine!
Cone pine, cone pine, cone!
Pine cone, pine cone!
That's all!

Penguin Dancing

Add on a verse and motion each time. By the end, you should be doing all of the motions simultaneously.

Have you ever seen a penguin dancing?!
Take a look at me, a penguin you will see!

- (1) Right arm
- (2) Left arm
- (3) Right foot
- (4) Left foot
- (5) Butt out
- (6) Nod your head
- (7) Tongue out

Peanut Butter and Jelly

Oh I'm peanut butter, and you are jelly,
and we're so happy on our little piece of
bread.

I remember the first time I saw you,
sitting cross the cupboard with your little
jelly friends.

Chorus:

You're so sweet, and I'm so chunky.
You're low fat, well I'm working on that!
Cause I'm peanut butter and you are jelly,
and we're so happy on our little piece of
bread.

I met grape and strawberry,
but you're raspberry and that's my
favorite kind.
Please forgive me for my stint with honey.
I looked on the label and not at what was
inside.
(Chorus)

I'm so glad that I discovered,
you in the cupboard I hope you're glad
too.
From now on we'll be stuck together,
but what could be better than being stuck
with you?
(Chorus)

We're so happy on our little piece of
bread. (x2)

Peanut Song

A peanut sat on a railroad track,
its heart was all a flutter.
Along came a choo-choo train,
and SPLAT!
Peanut butter!

Piece of Tin

Sing a little faster each time
I'm a little piece of tin.
No one knows what shape I'm in.
Got four wheels and a running board.
I'm not a Chevy and I'm not a Ford.
Honk-honk, rattle rattle,
CRASH, beep-beep!
Honk-honk, rattle rattle,
CRASH, beep-beep! – Honk!

Ping-Pong Ball

*Call-out song to the tune of "William Tell
Overture"*
First time only: Paddles up!

*(Name)'s got a head like a ping-pong ball,
(Name)'s got a head like a ping-pong ball,
(Name)'s got a head like a ping-pong ball,
Like a ping,
Like a ping-pong ball.*

Ping pong, ping pong, ping pong, ping
pong, ping pong, ping pong, ping pong
ball (x2)

Pizza Hut

A Pizza Hut, a Pizza Hut,
Kentucky Fried Chicken and a Pizza Hut.
A Pizza Hut, a Pizza Hut
Kentucky Fried Chicken and a Pizza Hut.
McDonald's! McDonald's!
Kentucky Fried Chicken and a Pizza Hut.
McDonald's! McDonald's!
Kentucky Fried Chicken and a Pizza Hut!

Princess Pat

The princess Pat,
lived in a tree.
She sailed across,
the seven seas.
She sailed across,
the channel too,
and brought with her
arigabamboo!

Chorus:

Arigabamboo!
Now what is that?
It's something made,
by the princess Pat.
It's red and gold,
and purple too.
That's why it's called
"arigabamboo!"

Now Captain Jack,
had a mighty fine crew.
They sailed across,
the channel too.
But their ship sank,
and yours will too,
if you don't take,
arigabamboo
(*Chorus*)

Now Superman,
had a mighty fine tan.
And Supergirl,
had a mighty fine curl.
They both could fly,
and you can too.
If you just make,
arigabamboo!
(*Chorus*)

Yeah! (*Jazz hands*)

Ram Sham Sham

A ram sham sham,
a ram sham sham.
Oohwee gooey, oohwee gooey,
and a ram sham sham (x2)

Hurrachi! Hurrachi!
Oohwee gooey, oohwee goowey,
and a ram sham sham (x2)

Razzle Dazzle

Call-out song. Substitute pronouns as appropriate.

(*Name*)! They're number one!
Their reputation has just begun!
Ooh! They think they're bad!

(*Name*) *only*: Correction! I know I'm bad!

Ooh! They think they're cool,
cool enough to rock this school!
Razzle dazzle! (*clap* x3)
Razzle dazzle! (*clap* x3)

Shake that Booty

Call-out song

Everyone: Hey (*name*), shake that booty!

Individual: No way

E: Come on, shake that booty!

I: Okay...

Everyone:

Jump, shake that booty,
jump jump, shake that booty.
Jump, shake that booty,
jump jump, shake that booty.

Rock the Boat

Call-out song. Substitute pronouns as appropriate.

Their name is (name),
rock the boat!
They're feeling fine,
rock the boat!
They'll be your friend,
rock the boat!
They'll BLOW your mind,
rock the boat!

Bang bang,
choo choo train,
wind me up,
I'll do my thing.
No Reese's Pieces,
no buttercups,
let me try,
I'll pump you up.
I know karate,
I know kung fu,
be my friend,
I'll show you too!
Rock the boat,
rock, rock the boat!
(ooh, ooh!)
Rock the boat,
rock, rock the boat!
(ooh, ooh!)

Sixties Party

Add on a verse in reverse order each time so that the last repeat is verses 5, 4, 3, 2, and then 1.

It's a sixties' party from a sixties' movie.
(x2)

(1) See the surfers on their surfboards,
na na na na na na na! (x2)

(2) See the tanners on their towels,
ouchie, ouchie, ouchie, ouch!

(3) See the lifeguards on their towers
flexy, flexy, flexy, flex!

(4) See the swimmers in the ocean
swimmy, swimmy, swimmy, swim!

(5) See the jellyfish in the water
squishy, squishy, squishy, squish!

Song That Never Ends

This is the song that never ends,
'cause it goes on and on my friends.
Some people started singing without
knowing what it was,
and they continued singing on forever just
because...

(Repeat)

Super California Surfers

To the tune of

"Supercalifragilisticexpialidocious"

Chorus:

Super California surfers,
experts on the ocean.
Even though that most of them,
do not wear suntan lotion.
When they hit the waves too hard,
they always cause a motion.
Super California surfers,
experts on the ocean!
Um di-di-dily, um da lai
Um di-di-dily, um da lai

I used to be afraid to surf,
when I was just a lad.
My daddy took my board away,
and told me I was bad.
But then one day I learned a word that
every surfer knows;
the longest word you ever heard,
and this is how it goes:

(Chorus)

Super Lizard

Assume the position!
Super lizard, super lizard,
see him swim, (uh!)
see him swim! (uh!)

In and out the water,
in and out the water,
with his fins, (uh!)
with his fins! (uh!)

Take Me Out of the Bathtub

To the tune of "Take Me Out to the Ballgame"

Take me out of the bathtub,
take me out of the suds.
I've been soaking here since half past two,
I'm all soapy and wrinkly too!
For it's hooray and huzzah for the
soapsuds.
If I don't get clean it's a shame!
For it's One! Two! Three! Cheers for
hygiene!
Take me out, I'm clean!

Tarzan Song

Tarzan!
Swinging on a rubber band.
Tarzan!
Fell into a frying pan.

Ouch! That hurts!
Now Tarzan has a tan,
And I hope it doesn't peel,
like a banana!

Jane!
Flying in a aero plane.
Jane!
Fell into a traffic lane.

Ouch! That hurts!
Now Jane has a pain,
and Tarzan has a tan,

and I hope it doesn't peel,
like a banana!
Cheetah!
Dancing to the beat-a.
Cheetah!
Fell into a pizza.

Ouch! That hurts!
Now Cheetah is Velveeta,
and Jane has a pain,
and Tarzan has a tan,
And I hope it doesn't peel,
like a banana!

The Green Grass Grows All Around

Verses (call and response):

(1) There was a tree,
the prettiest tree,
that you ever did see!

Chorus (all together):

The tree was in a hole,
and the hole was in the ground,
and the green grass grew all around and
around.
The green grass grew all around, hey!

Verses (call and response):

(2) And on the tree,
there was a branch.

The prettiest branch,
that you ever did see!

Add to start of chorus: The branch was on
the tree and...

*Repeat, substituting "tree" and "limb"
with:*

(3) branch / twig
(4) twig / nest
(5) nest / egg
(6) egg / bird
(7) bird / feather
(8) feather / flea

Three Sharp-Toothed Buzzards

Three sharp-toothed buzzards,
sitting in a dead tree.
One flew a-way,
what a shame.

*Repeat, substituting "three" with "two"
and "one"*

No sharp-toothed buzzards,
sitting in a dead tree.
One has re-turned,
Let's re-joice!

*Repeat, substituting "no" with "one" and
"two"*

Three sharp-toothed buzzards,
sitting in a dead tree.

Tom the Toad

To the tune of "O Christmas Tree"
Oh Tom the Toad,
oh Tom the Toad,
why did you jump into the road?
You used to be so green and fat,
and now you are so red and flat.
Oh Tom the Toad,
oh Tom the Toad,
why did you jump into the road?
WHY TOM WHYYYYY??

Underwear Song

To the tune of "God Bless America"
God bless my underwear,
my only pair!
I don't mind though,
'cause I know,
when I pull down my pants,
they'll be there.

Now I wash them,
every month now,
and I sew up, every tear!
God bless my underwear,
my only pair.

We Come From the Mountains

We come from the mountains,
living in the mountains.
Go back to the mountains,
and turn the world around. (*clap x2*)

We come from the water,
living in the water.
Go back to the water,
and turn the world around. (*clap x2*)

We come from the fire,
living in the fire.
Go back to the fire,
and turn the world around. (*clap x2*)

Do you know, who I am?
Do I know, who you are?
Seeing each other, one another clearly,
do we know, who we are?

We come from the mountains.
living in the water.
Go back to the fire,
and turn the world around! (*clap x2*)

We come, from the sky.
Go back to the sky, and turn the world
around! (*clap x2*)

Weenie Man

I know a weenie man.
He owns a weenie stand.
He sells most anything from hot dogs on
down down down down.
Someday I'll share his life,
I'll be his weenie wife.
Hot dog, I love that weenie maaaaan.

I married that weenie man.
We moved to weenie land.
We had two weenie kids that blew off the
cap. (Pop!)
They went to weenie jail.
We paid the weenie bail.
Hot dog, those weenie kids are baaaad!

Wishy Washy Washer Woman

Way down in the valley where nobody goes,
there's a wishy, washy, washer woman (1)
washing her clothes!
She goes ooh ah, ooh ah.
And that's how the wishy, washy, washer woman washes her clothes.
Repeat, substituting "washing her clothes" and sounds/motions with:
(2) Drying her clothes / (ooh ha, ooh ha)
(3) Folding her clothes / (clap x2)
(4) Fighting her foes / (hi-ya, hi-ya)
(5) Striking a pose / (ooo ahh, ooo ahh)

A Woodsey Life for Me

To the tune of "Yo, Ho! (A Pirate's Life for Me)"

Yo ho, yo ho, a Woodsey life for me.
We love, we care, we always share,
we help each other out.
'Cause making friends and having fun,
is what it's all about!

Yo ho, yo ho, a Woodsey life for me.
We fish, we swim, we always play,
we hike on through the trees.
And when we leave we always have,
our UniCamp memories.
Oh, yo ho, yo ho, a Woodsey life for me!

Yogi Bear

To the tune of "Camptown Races"

I know someone you don't know,
Yogi, Yogi.
I know someone you don't know,
Yogi, Yogi, Bear.
Yogi, Yogi Bear,
Yogi, Yogi Bear.

I know someone you don't know,
Yogi, Yogi Bear.

Yogi has a little friend,
Boo-boo, Boo-boo.
Yogi has a little friend,
Boo-boo, Boo-boo Bear.
Boo-boo, Boo-boo Bear,
Boo-boo, Boo-boo Bear.
Yogi has a little friend,
Boo-boo, Boo-boo Bear.

Yogi has a girlfriend,
Cindy, Cindy.

Yogi has a girlfriend,
Cindy, Cindy Bear.
Cindy, Cindy Bear,
Cindy, Cindy Bear.
Yogi has a girlfriend,
Cindy, Cindy Bear.
Yogi has an enemy,
Ranger, Ranger.
Yogi has an enemy,
Ranger, Ranger Steve.
Ranger, Ranger Steve,
Ranger, Ranger Steve.
Yogi has an enemy,
Ranger, Ranger Steve.

They all live in Jellystone,
Jelly, Jelly.

They all live in Jellystone,
Jelly, Jellystone.
Jelly, Jellystone,
Jelly, Jellystone.
They all live in Jellystone,
Jelly, Jellystone!

Games

20 Questions a.k.a. Animal/Vegetable/Mineral

First player thinks of any object/item and decides whether it belongs to the category of animal, vegetable, or mineral: Animal - Any living (or dead) animals, including humans (includes famous or well known people) Vegetable - All plants. Mineral - Anything made from non-living material. Once a player has decided on the item and category it belongs to, they tell other player(s) which of the three categories it is in. The other player(s) then have to find out what the item is by asking up to 20 yes or no questions. The first player can ONLY answer “yes” or “no.” If a player has not guessed the answer by the 20th question, the first player wins and gets another chance. Otherwise, the player who guessed wins and thinks of a new item.

Big Booty

Make a circle. One person is designated as “Big Booty.” The person to Big Booty’s left is designated #1 (next is #2, then #3, and so on). These numbers are temporary as the goal of the game is to move up to “Big Booty” level. The group will sing the following tune while clapping in rhythm, “Aww, yeah, big booty, big booty, big booty...” Big Booty begins by yelling out “Big Booty” followed by somebody’s number in the circle. For example, “Big Booty, #7.” Then #7 must respond by yelling his/her number followed by somebody else’s number or Big Booty. If your response is out of rhythm, then that person must move to the end of the line (becomes the highest number in the circle) and everyone else moves to a lower number. The game continues for as long as the group can handle it.

Birdie on a Perch

Pair off, and have each pair decide who is the apple and who is the orange. Apples get in a circle, and oranges make a circle inside that one. Everyone faces their partners. As they sing a song, the circles run around in opposite directions. When someone yells “BIRDIE ON A PERCH!” the oranges have to find their partner and jump in the air, getting caught by their partner. The last pair to get perched is out. Go until you find your Best Birdie and Best Perch.

Ninja

All the players get in a circle and say “Unicamp” as they bow to each other. When the players return to standing, each strikes a ninja pose (no fists, no hands behind the back). The goal is to hit ANY player’s hand (fingertip to wrist) with your hand. One player moves at a time (turns go in a circle), and each player gets one ninja move (ex. A leap or ninja chop) to try to hit someone else. If you are being attacked, you get one movement to escape. Once each movement is made, the player has to freeze in that exact position (the circle doesn’t get smaller just because someone is out) until they are attacked or until their next turn. When a player is hit, he or she is out, and leaves the game. The last two players remaining turn their backs to each other, and bow facing away from each other and say “UniCamp.” When they stand back up, they turn and face in new ninja stances just like before. The game goes the same way until a winner is found!

Ride that Pony

Same as Little Sally Walker, except the song goes “Here we go, ride that pony, ride around that big fat pony, here we go, ride that pony, this is how we do it.” Then, the people dancing in the middle will partner up with someone in the circle for, “front to front to front, my baby; side to side to side, my baby; back to back to back, my baby; this is how we do it.” Then, that dancing pair trades and the game continues forever and ever<3 (UniCamp record = 33 minutes)

Salute the Captain

This game is similar to Simon Says. Then the leader says “Salute the Captain,” the group stands at attention, saluting the captain. However, after the leader says “Salute the Captain, the phrase “At ease” has to be said before the players can move to the command. Here are the commands and motions: Swab the Deck (2 people - Find a partner and hold hands, act like you’re mopping the floor.) Man Overboard (3 people - Two people make a boat by holding hands and the third person stands inside the boat and they all rock.) Row the Boat (4 people - Stand in a line, rowing.) Grub Time (5 people - Stand in a small circle and eat). If you’re left out of a group or your group doesn’t have enough people, you’re out!

Moaded, Corroded, Your Booty Exploded

The group sits in a big circle. A circle that’s big. One person is the guesser and leaves the circle. Everyone else decides on a “leader.” Whatever this person does, everyone else will follow. Start some simple movement (clapping hands, snapping, etc.) and call the guesser back. This person will have three tries to guess who the leader is. If the person guesses incorrectly, the people outside the circle will say “Moaded!” for the first time, “Corroded!” the second time, and “Your booty exploded!” for the third time. Once their booty has exploded, do not panic. Instead, have the guesser write their name in the air with their just-exploded rear end. If the guesser guessed right, they become the leader and play again.

Name Thing

All that is required is paper and pen for each player. Across the top of the paper, write the alphabet from a-z. Then under the alphabet create 6 columns with the headings: Name, Thing, Food, Colour, Place, Animal.

You can vary the order, but all players should list them in the same order as each other. When it is their turn chooses a letter of the alphabet. On the command “go,” players then write a name, thing, food, color, place, and animal beginning with the letter that was chosen as fast as they can. The player who finishes first shouts “stop” or “done” and the other players stop writing. Players then compare their lists by reading their answers. 5 points are given for every completed word (abbreviated or half words don’t count). If any players have the same word for the same category, that word for that category does not count for any player, but plural and singular versions of a word are not counted as the same. At the end of the round, the letter chosen is crossed off the list so it isn’t reused and the next player chooses a letter. Some letters are tricky/hard to use, so players can say that they are “out” (unable to think of any more words)

Screaming Feet

This is a good energy-raising game! Stand in a small circle. A circle that's small. Everyone looks down at their feet in the circle. On the count of 3, everyone raises their head and stares at someone to make eye contact. If two people make eye contact, the last person to scream is out. Continue until there are only a few people left.

Heads Up, Seven Up

4 players are selected and stand to one side, all other players sit quietly on the floor or on chairs. On the command "Heads Up, Seven Up," those sitting have to put their heads down, close their eyes, and put their fists by the side of their heads with their thumbs sticking out. When everybody has complied the 3 or 4 players previously chosen walk as quietly as possible around the group and choose one person each by touching/gently gripping the person's thumbs. When a player is touched on their thumb, they fold them into their fists, indicating that they have already been selected. When each walking person has chosen a thumbs up player, they go back to the side. The leader calls "heads up," and all players sitting can look up. Those players who were touched put their hands up to indicate they were chosen and try to guess which of those standing touched them. If they are right, they swap places

Honey Do You Love Me?

This game is played by having a group of people sit in a circle and one person in the middle. The person in the middle has to go up to the people in the circle and ask them "Honey do you love me?" If the person being asked laughs, then they become the person in the middle. If not, the person who asked keeps going around asking everyone until they manage to get someone to laugh. (It's more fun if you say it in a funny voice or sit on the person's lap).

The Fun Size Game

Separate into small groups of two or more, and each group will come up with a three syllable phrase with accompanying movement. Then, get into a big circle. Go around again in order with everyone doing all the same motions all together on the beat. Once it gets back to the start, the fun (size!) begins. Each team has to coordinate which group to call on next and be in unison while staying on beat. No patterns! That's no fun. Stick to the beat, or your team is eliminated. Yes. It's that big a deal. (Example: Fun Size game, Fun Size game, Fun Size game to the Rocks My Socks! Rocks my socks, Rocks my socks, Rocks my socks to the All Day Long... you get the picture.)

G'Day Bruce

Everyone gets in a circle, and starts off being named "Bruce." The first person begins the game, turning to the next player and saying "G'day Bruce." The second player responds "G'day Bruce." The first player then introduces the third player with "Say g'day to Bruce, Bruce!" The second player now turns to the third player and the dialogue repeats. Here's where it gets tricky. The WHOLE game needs to be played with an Australian accent, and if at any point a player stutters, pauses, laughs, or messes up in ANY way, the entire group points their fingers in the air, and sings "Sheila, Sheila, Sheila! Sheila, Sheila, Sheila!" while dancing. That player is now named "Sheila," and must be referred to by that name by all the other player during the dialogue. If someone says the wrong name, now THEY are a Sheila. As you can tell, the game gets pretty confusing, and people start messing up more. Each time they mess up, they get a new name. The names go Bruce, Sheila, Dingo, Wombat... and then make up your own!

Giants, Wizards, and Elves

It's like a gigantic game of ro-sham-bo come to life. Split up into two teams. Have a battle line in the middle and two safe zones equidistant from the line. Each team will have some time to huddle and come up with a sign and a backup. The signs can be any combination of Giants, Wizards, or Elves. Giants stop the Wizards, who zaps the Elves, who topple the giants. After they have picked their signs, the teams approach the battle line and on the count of three make their motion with the appropriate sound effect. Whoever wins chases the other team, trying to tag as many as they can before the others pass into their safe zone. Whoever was tagged goes to the other team. If the two sides both use the same sign, count to three again and have them use their second sign. Remember: make those motions and sounds!

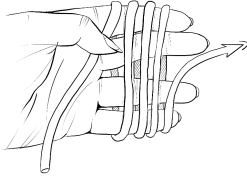
Creepy Crawly

Divide players into teams. Each team takes a 'corner' standing in a single file facing the center of the room where the object is placed. At command each team gets on all fours while the back member going legs astride over their team members to the front and where they then get down on all fours. Once in place the next rear player repeats the process until the team is close enough to capture the object. To ensure no cheating the front player must hold the ankles of the one newly crouching down in front of them. Players may stretch out to the full to reach the object.

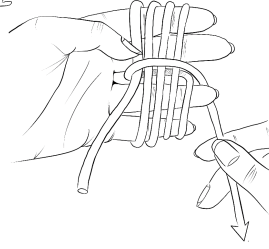
Woodsey Bling

The Monkey's Fist

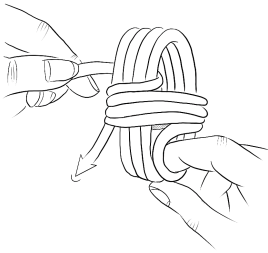
1



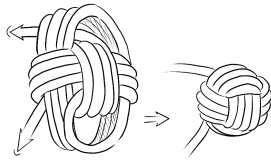
2



3

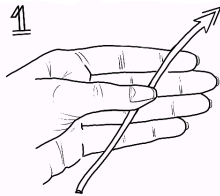


4

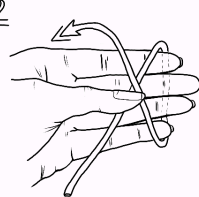


The Tiger's Eye


1



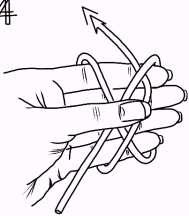
2



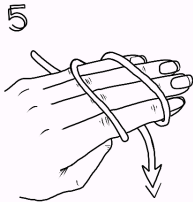
3



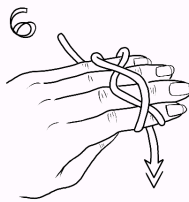
4



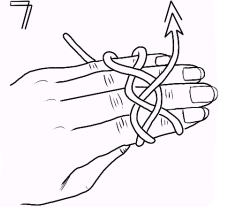
5



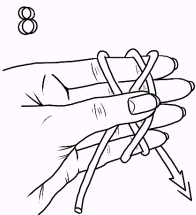
6



7



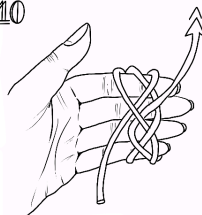
8



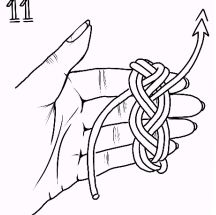
9



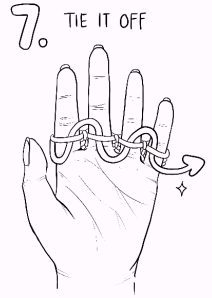
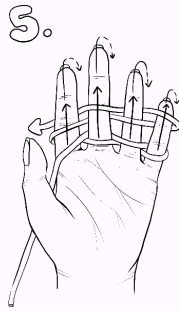
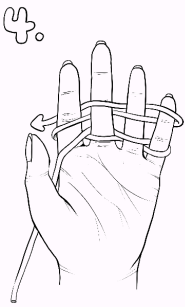
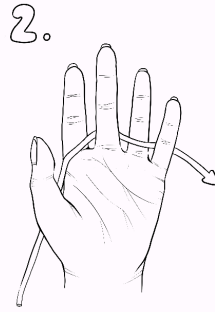
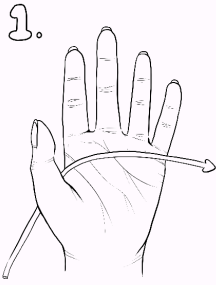
10



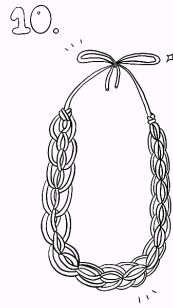
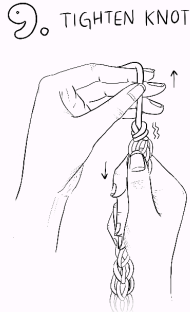
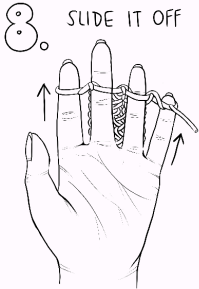
11



— HOW TO MAKE —
**Woodsey
Bling**
— BY UCLA WILDCAMP —



REPEAT STEPS 1-5



Riddles

Around the World

A word game. You must figure out where you are able to go on a vacation. The trick is, you have to spell out the phrase “around the world” with the first letters of the locations you visit. For example: you can start off going to **A**lbania and then go to **R**ome. But after Rome, you can’t go to California (which you can never go to in this game), instead you can go to **O**hio.

Bang Bang Game

One person in the group says and motions, “Bang, bang, bang,” however many times and in any pattern they want and then asks the group: “who died?” The trick is, the first person who speaks after the leader says “who died” is the one who dies.

Black Magic

One person leaves the group to be the “guesser.” The guesser needs to be in on the game. You choose an object in the group that will be “it,” and make sure the whole group knows what the object is. Then the guesser comes back, and the leader asks them questions: “Is it the book? Is it the chair” etc etc, to which the guesser will correctly reply “no.” However, then the leader will ask them “Is it the [insert black object here]?” The answer is no, but the black object signals that the next object asked about will be the correct one. (Hence, black magic).

Bobby’s World

Similar to Around the World. You’re going to Bobby’s world. And you want to bring stuff with you. So the leader gives the group some examples of what you’re allowed to bring to Bobby’s World, and things you’re not allowed to bring. The key: you can only bring things with double-letters in the word (like the word Bobby).

Four is the Magic Number

Here is an example: 10 is 3, 3 is 5, 5 is 4, 4 is the magic number. The way this works is that you spell out the numbers, and the number “is” the number of letters in the spelling. TEN is 3 (letters), THREE is 5 (letters), FIVE is 4 (letters), and FOUR is 4... the magic number!

CONTACT

This game pits everyone in a group against one person. The game starts with Player 1 thinking of a word and telling everyone what letter the word he or she is thinking of begins with (ex. If P1 is thinking of “color,” they would say the word starts with “C”). It is everyone else’s goal to make a “contact.” Any player (P2) will ask a question to P1 (ex. Is it an animal?) while having an answer to his or her own question in mind. The answer they are thinking of has to begin with the letter P1 gave to begin with (ex. P2’s answer to her own question is “cat”). The other players in the game (P3) make a contact if they believe they are thinking of the same thing as P2. If they think they have a contact, they say, “Contact! 1, 2, 3...” and on “3” both P2 and P3 yell out the word they had in mind. If they make a match (both say “cat”) then P1 has lost the round. If they say different things (cat and cow) then they need to ask another question and try for another contact. After P2 asks the question though, P1 will try to beat the others by answering, “No, it is not a ____” (their answer has to start with the original letter as well) before the others can make a contact. If P1 succeeds by guessing P2’s word, the others need to try a new question to make a contact. If the others make a contact before P1 can answer, P1 has to give the next letter of his word, and all answers have to begin with the new letter.

Note: *When P1 answers, “No, it is not a ____,” his answer does not have to match what P2 was thinking, it just has to answer the question reasonably. If the response to P2’s question is “Yes,” then P1 just answers yes, and the others ask new questions. The game ends when everyone figures out P1’s word.*

Good Line/Bad Line

The leader gives examples of good lines and bad lines. Everyone else must figure out what makes a good line and what makes a line bad. The trick is that if the speaker says “OK” before asking the question, it’s a good line. Example: “Ok, from the lodge to the kitchen.” (that is a good line). “A line from the lodge to the kitchen.” (that is a bad line).

Note: *A lot of games are played with this “OK” rule. “Johnny Johnny Johnny Johnny Oops Johnny” is played this way. So is “The Blank Game” where the blank is any object you hold while doing some motion and saying “I can play the blank game the blank game can you?” This game can also be played with the rule being you have to use your left hand to hold the object*

If This is a Cup

Pick two objects. Maybe they have something in common. Ask the group, “Listen, if [object] is a cup and [object] is a cup, are they cups? Yes, they are. The trick: as long as you say “listen” in some way before asking the question, they’re cups. After a while if they don’t get it, you’ll hear a lot of “I AM listening!!” Congratulations, if you play this game you’re a butthead

I Like Coffee But I Don’t Like Tea

Basically, any word with a “T” in it is something you do not like. If it has a “C” in it, you like it, but if has both a “T” and a “C,” you don’t like it.

Zero is the Game

This game works best when you are sitting down. Hold up a fist and say, "This is the game." Then, hold up random numbers of fingers and say "This is ____." You can have patterns or not, but it might be something like you hold up one finger and say "This is 5," hold up two fingers and say, "This is 10," then you hold up three fingers and ask, "What is this?" Trick is, the number is whatever you are holding up slyly on your other hand. Everyone's just so concentrated on your first hand! Tricky!

Numbers Game

Hold up one finger. "If this is one..." Hold up two fingers. "If this is two..." Hold up three things. "And if this is three..." Hold up five fingers. "What's this?" No, it's not five. It's one. The trick is no matter what strange combination you do with your fingers, if you use both hands, if you turn your hands around, upside down, whatever; it's always the first number.

Sculpture Game

Grab a few anythings and sit in a group. Tell the group that you're going to make a sculpture of someone in the group. (Wording here is important). Then proceed to put the sticks/etc. into some type of arbitrary order, shape or just complete randomness. Make it look very deliberate when you're organizing them. Then, when you're done, sit down or stand up mimicking a person in your group. Your body becomes a sculpture of someone in the group, just like you said it would! Then ask, "Who am I?"

Snaps

Snaps is the name of the game. Someone leaves the group (is in on the trick), and the leader decides with the rest of the group an arbitrary word or camper name. Then the person comes back, and the leader tells them: "Snaps is the name of the game." After the leader says that, everything else coming out of his/her mouth is a clue to what the word/name is. For each consonant, say a phrase that starts with that letter. For each vowel, a *snap* (1 snap for A, 2 snaps for E, etc.) For example: "Snaps is the name of the game. The name of the game is snaps. Really pay attention to what I'm saying. *snap* *snap* <pause> *snap* *snap* (spells TREE)

Umbrella Game

There are many variations of this game and it is similar to Good Line/Bad Line. Tell the group you're all going to a desert island, and you can bring things with you. Everyone is allowed to bring an Umbrella. What else can you bring? The answer is that you have to say the word "Um" before each word. You can bring, um, a cup. But you can't bring a cup. That's why everyone can always bring an umbrella.

Camp Jams

As a unit, complete as many of these challenges as possible. Make sure you are always with a counselor. Camp jams may NOT be done during programming (ex. LSHIP run programs, Night Activities, etc.) or duties. Each camp jam is done by one volunteer at a time, unless it has a star*. When you complete a camp jam for someone, have them sign it off. At the end of the competition, the unit with the most points will get a special treat. Only one book can be submitted... work together!

* means that the camp jam can be completed by multiple campers

** means that the camp jam can be done once a day

Signature	Activity	Pts
	Make a black and red Tiger's eye for Ladybug	5
	Perform a 20-second monologue for Cupid	5
	Play 2 truths and a lie with Truth	5
	Perform your best Mickey Mouse impression for Mickey	5
	Tell Maple your favorite thing to put syrup on	4
	Draw Kai a prickly cactus and sign it with your camp name	4
	Find out what Remy's favorite Italian pasta is	4
	Ask Green Bean how he got his camp name	4
	Do your best Goofy interpretation for Goofy	4
	Find out Luxo's favorite song/game and do it with him*	4
	Bring Cherry something red (drawing, bling, etc.)	4
	Draw yourself as a Pokemon character for Flareon	4
	Make Cerulean blue bling for when he gets back from WALL	4
	Have JayWalker sign your paper with a sketch of his choice	4
	Sing Domo a remix of any two songs you like*	4
	Do your best lifeguard impression for River	3
	Bring The Rock the prettiest rock you find	3
	Find out Navi's favorite STEAM rotation	3

Signature	Activity	Pts
	Ask Flo about her old woodsey name and why they changed it	3
	Find out how many years Dignar has been in camp	3
	Find out Cold Brew's favorite coffee flavor	3
	Guess which month May was born in	3
	Have Lavender sign your paper with a lavender flower	3
	Bring Ivy a big green leaf (but not Poison Ivy!)	3
	Does Olive prefer olives in salad or on pizza?	3
	Name a character named Alex and see if Alex knows them	3
	Find out Pookie Bear's favorite part of mountain biking	3
	Ask TinkerPuff how long she has know how to do archery	3
	Have Bones sign your paper with a skeleton drawing	3
	How did a name like Musty Muffin come about... find out!	3
	Ask Snoopy about his Snoopy tattoo	3
	Finish this sentence for Spud : "If a potato could talk, it would say..."	3
	Find out Maruchan's favorite Maruchan flavor	3
	Find out why Bubbles chose her name	3
	Find out what Autumn's favorite season is	3
	Fly around like a bird with Hummingbird	3
	Find Tree standing under a tree	3
	Guess Look Out Below's shoe size.	3
	Tell Coco your favorite type of chocolate product	3
	Do your best grandpa impression for Pa	3
	Find something the same color as your eye and deliver it to Iris	3
	Convince Roxy to do a dance with you*	3

Signature	Activity	Pts
	Learn what TLC means to TLC	3
	Do your best bird walk for Pidgin	3
	Bark as loud as you can at Mr.Woooo	3
	Sing the holiday song about Santa's 9 reindeer to Blitzen	3
	Draw Woli a picture of what you think a Woli is	3
	Tell Tiny a short story about something tiny at camp	3
	Salute Beau	3
	Roar with Bear	3
	Debate with Rootbeer about why your favorite soda is better than his	3
	As a group, do the wave for Blackwave*	3
	Tell Mystique who your favorite X-Men character is	3
	Tell Mars that they are out of this world!	3
	What did the toast say to the psychic? "You bread my mind!" Tell Toast a fun foodie joke	3
	Perform a rap for Teddy using words that rhyme with Teddy	3
	Clear LSHIP's trays after a meal**	1

LSHIP USE ONLY	
Page	Points
1	
2	
3	
TOTAL	

Notes

Notes

Camp Pine Mountain



SITE MAP

Legend:

- Cabin
- Line-Up
- Tent
- Trail
- Biffy
- Site Boundary
- Clearing
- Parking
- Off-Site Trailhead

Updated June 9, 2024

